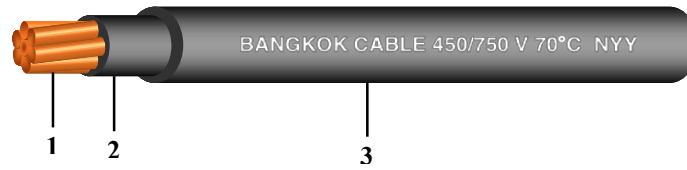


# 450/750 V 70°C NYY

1 CORE - PVC INSULATED AND SHEATHED CABLE, ROUND TYPE



## Construction

- 1. Conductor : Solid or circular stranded annealed copper
- 2. Insulation : Polyvinyl chloride (PVC), Black colour
- 3. Sheath : Polyvinyl chloride (PVC), Black colour

## Standard :

TIS 11 Part 101-2559



## Classification

- Maximum conductor temperature : 70°C
- Rated voltage : 450/750 V
- AC test voltage : 2,500 V

## Application

- Use for general purpose
- laid on cable trays/Cable ladder
- Install in duct in ground or direct burial in ground

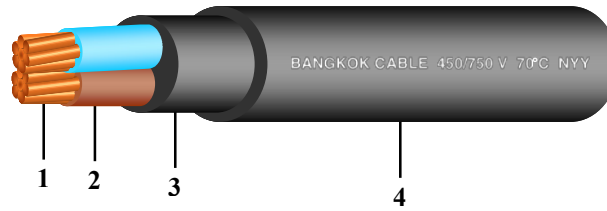
Products code	Conductor			Thickness of insulation mm	Thickness of sheath mm	Overall diameter mm (Max.)	Insulation resistance at 70°C MΩ.km (Min.)	Current rating		Cable weight kg/km (Approx.)	Standard length m
	Cross-sectional area mm <sup>2</sup>	No. of wires (Min.)	Diameter mm (Approx.)					on cable ladder A	direct burial in ground A		
C6L6012V1012	1	1	1.11	1.5	1.8	8.6	0.0207	-	21	82	100/C
C6L6012V4012	1	7	1.29	1.5	1.8	8.8	0.0200	-	21	85	100/C
C6L6013V1012	1.5	1	1.36	1.5	1.8	9.0	0.0184	-	26	90	100/C
C6L6013V4012	1.5	7	1.59	1.5	1.8	9.2	0.0175	-	26	94	100/C
C6L6014V1012	2.5	1	1.75	1.5	1.8	9.4	0.0157	-	35	105	100/C
C6L6014V4012	2.5	7	2.01	1.5	1.8	9.8	0.0146	-	35	110	100/C
C6L6015V1012	4	1	2.21	1.5	1.8	10.0	0.0135	-	45	130	100/C
C6L6015V2012	4	7	2.55	1.5	1.8	10.5	0.0124	-	45	130	100/C
C6L6016V2012	6	7	3.12	1.5	1.8	11.0	0.0107	-	57	160	100/C
C6L6017V2011	10	7	3.98	1.5	1.8	12.0	0.0088	-	76	220	500/D
C6L6018V2011	16	7	5.01	1.5	1.8	13.0	0.0074	-	99	290	500/D
C6L6019V2011	25	7	6.33	1.5	1.8	14.5	0.0061	127	128	400	500/D
C6L6010W2011	35	7	7.60	1.5	1.8	16.0	0.0053	157	154	510	500/D
C6L6011W2011	50	19	8.83	1.5	1.8	17.0	0.0046	191	181	650	500/D
C6L6012W2011	70	19	10.58	1.5	1.8	19.0	0.0039	244	223	870	500/D
C6L6013W2011	95	19	12.50	1.7	1.8	21.5	0.0038	297	267	1,170	500/D
C6L6014W2011	120	37	14.07	1.7	1.8	23.0	0.0034	345	304	1,430	500/D
C6L6015W2011	150	37	15.61	1.9	2.0	26.0	0.0034	397	342	1,760	500/D
C6L6016W2011	185	37	17.50	2.1	2.0	28.0	0.0034	453	386	2,170	500/D
C6L6017W2011	240	37	20.07	2.3	2.2	31.5	0.0033	535	448	2,830	500/D
C6L6018W2011	300	61	22.50	2.5	2.2	35.0	0.0032	617	507	3,480	300/D
C6L6019W2011	400	61	25.38	2.7	2.2	38.5	0.0030	741	577	4,400	300/D
C6L6010X2011	500	61	28.71	3.1	2.4	43.0	0.0031	854	654	5,630	300/D

C = Packing in coil

D = Packing in drum

# 450/750 V 70°C NYY

2 CORES - PVC INSULATED AND DOUBLE SHEATHED CABLE, ROUND TYPE



## Construction

1. Conductor : Solid or circular stranded annealed copper
2. Insulation : Polyvinyl chloride (PVC)  
Colour code : Blue, Brown
3. Inner sheath : Polyvinyl chloride (PVC), Black colour
4. Outer sheath : Polyvinyl chloride (PVC), Black colour

## Standard :

TIS 11 Part 101-2559



## Classification

- Maximum conductor temperature : 70°C  
 Rated voltage : 450/750 V  
 AC test voltage : 2,500 V

## Application

- Use for general purpose
- laid on cable trays/Cable ladder
- Install in duct in ground or direct burial in ground

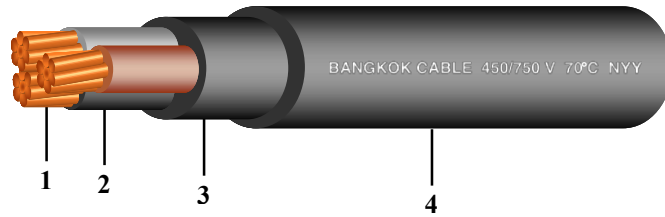
Products code	Conductor			Thickness of insulation	Thickness of inner sheath	Thickness of outer sheath	Overall diameter	Insulation resistance at 70°C	Current rating		Cable weight	Standard length
	Cross-sectional area	No. of wires	Diameter						on cable ladder	direct burial in ground		
	mm <sup>2</sup>	(Min.)	mm (Approx.)	mm	mm (Approx.)	mm	mm (Max.)	MΩ.km (Min.)	A	A	kg/km (Approx.)	m/drum
C6L6022V1012	1	1	1.11	0.8	0.8	1.8	12.0	0.0141	13	21	160	100/C
C6L6022V4012	1	7	1.29	0.8	0.8	1.8	12.5	0.0135	13	21	170	100/C
C6L6023V1012	1.5	1	1.36	0.8	0.8	1.8	12.5	0.0123	16	26	180	100/C
C6L6023V4012	1.5	7	1.59	0.8	0.8	1.8	13.0	0.0116	16	26	190	100/C
C6L6024V1012	2.5	1	1.75	0.8	0.8	1.8	13.5	0.0102	22	35	220	100/C
C6L6024V4012	2.5	7	2.01	0.8	0.8	1.8	14.0	0.0093	22	35	230	100/C
C6L6025V1012	4	1	2.21	0.9	0.8	1.8	15.0	0.0094	30	45	280	100/C
C6L6025V2012	4	7	2.55	0.9	0.8	1.8	15.5	0.0085	30	45	300	100/C
C6L6026V2012	6	7	3.12	0.9	0.8	1.8	17.0	0.0073	37	57	370	100/C
C6L6027V2011	10	7	3.98	1.1	0.8	1.8	19.5	0.0069	52	76	540	500/D
C6L6028V2011	16	7	5.01	1.1	0.8	2.0	22.5	0.0057	70	99	740	500/D
C6L6029V2011	25	7	6.33	1.3	1.2	2.0	27.0	0.0054	88	128	1,120	500/D
C6L6020W2011	35	7	7.60	1.3	1.2	2.0	29.5	0.0047	110	154	1,420	500/D
C6L6021W2011	50	19	8.83	1.5	1.2	2.2	33.5	0.0046	133	181	1,850	500/D
C6L6022W2011	70	19	10.58	1.5	1.5	2.2	38.0	0.0039	171	223	2,500	500/D
C6L6023W2011	95	19	12.50	1.7	1.5	2.2	42.5	0.0038	207	267	3,300	500/D
C6L6024W2011	120	37	14.07	1.7	1.5	2.4	46.5	0.0034	240	304	4,010	500/D
C6L6025W2011	150	37	15.61	1.9	1.8	2.6	52.0	0.0034	278	342	4,970	300/D
C6L6026W2011	185	37	17.50	2.1	1.8	2.8	57.0	0.0034	317	386	6,110	300/D
C6L6027W2011	240	37	20.07	2.3	2.0	3.0	64.0	0.0033	374	448	7,900	300/D
C6L6028W2011	300	61	22.50	2.5	2.0	3.2	70.5	0.0032	432	507	9,690	200/D

C = Packing in coil

D = Packing in drum

# 450/750 V 70°C NYY

3 CORES - PVC INSULATED AND DOUBLE SHEATHED CABLE, ROUND TYPE



## Construction

- 1. Conductor : Solid or circular stranded annealed copper
- 2. Insulation : Polyvinyl chloride (PVC)  
Colour code : Brown, Black, Grey
- 3. Inner sheath : Polyvinyl chloride (PVC), Black colour
- 4. Outer sheath : Polyvinyl chloride (PVC), Black colour

## Standard :

TIS 11 Part 101-2559



## Classification

- Maximum conductor temperature : 70°C
- Rated voltage : 450/750 V
- AC test voltage : 2,500 V

## Application

- Use for general purpose
- laid on cable trays/Cable tray
- Install in duct in ground or direct burial in ground

Products code	Conductor			Thickness of insulation mm	Thickness of inner sheath mm (Approx.)	Thickness of outer sheath mm	Overall diameter mm (Max.)	Insulation resistance at 70°C MΩ.km (Min.)	Current rating		Cable weight kg/km (Approx.)	Standard length m/drum
	Cross-sectional area mm <sup>2</sup>	No. of wires (Min.)	Diameter mm (Approx.)						on cable ladder A	direct burial in ground A		
C6L6032V1012	1	1	1.11	0.8	0.8	1.8	12.5	0.0141	13	21	180	100/C
C6L6032V4012	1	7	1.29	0.8	0.8	1.8	13.0	0.0135	13	21	190	100/C
C6L6033V1012	1.5	1	1.36	0.8	0.8	1.8	13.0	0.0123	16	26	205	100/C
C6L6033V4012	1.5	7	1.59	0.8	0.8	1.8	13.5	0.0116	16	26	220	100/C
C6L6034V1012	2.5	1	1.75	0.8	0.8	1.8	14.0	0.0102	22	35	250	100/C
C6L6034V4012	2.5	7	2.01	0.8	0.8	1.8	15.0	0.0093	22	35	270	100/C
C6L6035V1012	4	1	2.21	0.9	0.8	1.8	15.5	0.0094	30	45	335	100/C
C6L6035V2012	4	7	2.55	0.9	0.8	1.8	16.5	0.0085	30	45	360	100/C
C6L6036V2012	6	7	3.12	0.9	0.8	1.8	18.0	0.0073	37	57	450	100/C
C6L6037V2011	10	7	3.98	1.1	0.8	1.8	20.5	0.0069	52	76	660	500/D
C6L6038V2011	16	7	5.01	1.1	1.2	2.0	24.5	0.0057	70	99	970	500/D
C6L6039V2011	25	7	6.33	1.3	1.2	2.0	28.5	0.0054	88	128	1,410	500/D
C6L6030W2011	35	7	7.60	1.3	1.2	2.0	31.5	0.0047	110	154	1,810	500/D
C6L6031W2011	50	19	8.83	1.5	1.5	2.2	36.0	0.0046	133	181	2,410	500/D
C6L6032W2011	70	19	10.58	1.5	1.5	2.2	40.5	0.0039	171	223	3,200	500/D
C6L6033W2011	95	19	12.50	1.7	1.5	2.4	46.0	0.0038	207	267	4,300	500/D
C6L6034W2011	120	37	14.07	1.7	1.8	2.6	50.5	0.0034	240	304	5,320	300/D
C6L6035W2011	150	37	15.61	1.9	1.8	2.8	56.0	0.0034	278	342	6,490	300/D
C6L6036W2011	185	37	17.50	2.1	2.0	3.0	61.5	0.0034	317	386	8,060	300/D
C6L6037W2011	240	37	20.07	2.3	2.0	3.2	69.0	0.0033	374	448	10,360	200/D
C6L6038W2011	300	61	22.50	2.5	2.2	3.4	76.0	0.0032	432	507	12,810	200/D

C = Packing in coil

D = Packing in drum

# 450/750 V 70°C NYY

4 CORES - PVC INSULATED AND DOUBLE SHEATHED CABLE, ROUND TYPE



## Construction

- 1. Conductor : Solid or circular stranded annealed copper
- 2. Insulation : Polyvinyl chloride (PVC)  
Colour code : Blue, Brown, Black, Grey
- 3. Inner sheath : Polyvinyl chloride (PVC), Black colour
- 4. Outer sheath : Polyvinyl chloride (PVC), Black colour

## Standard :

TIS 11 Part 101-2559



## Classification

- Maximum conductor temperature : 70°C
- Rated voltage : 450/750 V
- AC test voltage : 2,500 V

## Application

- Use for general purpose
- laid on cable trays/Cable ladder
- Install in duct in ground or direct burial in ground

Products code	Conductor			Thickness of insulation mm	Thickness of inner sheath mm (Approx.)	Thickness of outer sheath mm	Overall diameter mm (Max.)	Insulation resistance at 70°C MΩ.km (Min.)	Current rating		Cable weight kg/km (Approx.)	Standard length m/drum
	Cross-sectional area mm <sup>2</sup>	No. of wires (Min.)	Diameter mm (Approx.)						on cable ladder A	direct burial in ground A		
C6L6042V1012	1	1	1.11	0.8	0.8	1.8	13.5	0.0141	13	21	210	100/C
C6L6042V4012	1	7	1.29	0.8	0.8	1.8	14.0	0.0135	13	21	220	100/C
C6L6043V1012	1.5	1	1.36	0.8	0.8	1.8	14.0	0.0123	16	26	240	100/C
C6L6043V4012	1.5	7	1.59	0.8	0.8	1.8	14.5	0.0116	16	26	260	100/C
C6L6044V1012	2.5	1	1.75	0.8	0.8	1.8	15.0	0.0102	22	35	300	100/C
C6L6044V4012	2.5	7	2.01	0.8	0.8	1.8	16.0	0.0093	22	35	320	100/C
C6L6045V1012	4	1	2.21	0.9	0.8	1.8	17.0	0.0094	30	45	400	100/C
C6L6045V2012	4	7	2.55	0.9	0.8	1.8	17.5	0.0085	30	45	440	100/C
C6L6046V2012	6	7	3.12	0.9	0.8	1.8	19.0	0.0073	37	57	550	100/C
C6L6047V2011	10	7	3.98	1.1	0.8	2.0	23.0	0.0069	52	76	840	500/D
C6L6048V2011	16	7	5.01	1.1	1.2	2.0	26.5	0.0057	70	99	1,200	500/D
C6L6049V2011	25	7	6.33	1.3	1.2	2.0	31.0	0.0054	88	128	1,760	500/D
C6L6040W2011	35	7	7.60	1.3	1.5	2.2	35.0	0.0047	110	154	2,360	500/D
C6L6041W2011	50	19	8.83	1.5	1.5	2.2	39.5	0.0046	133	181	3,020	500/D
C6L6042W2011	70	19	10.58	1.5	1.5	2.4	44.5	0.0039	171	223	4,090	500/D
C6L6043W2011	95	19	12.50	1.7	1.8	2.6	51.5	0.0038	207	267	5,580	300/D
C6L6044W2011	120	37	14.07	1.7	1.8	2.8	56.0	0.0034	240	304	6,800	300/D
C6L6045W2011	150	37	15.61	1.9	2.0	3.0	62.0	0.0034	278	342	8,360	300/D
C6L6046W2011	185	37	17.50	2.1	2.0	3.2	68.0	0.0034	317	386	10,310	200/D
C6L6047W2011	240	37	20.07	2.3	2.2	3.4	76.5	0.0033	374	448	13,350	200/D
C6L6048W2011	300	61	22.50	2.5	2.2	3.8	85.0	0.0032	432	507	16,500	200/D

C = Packing in coil

D = Packing in drum